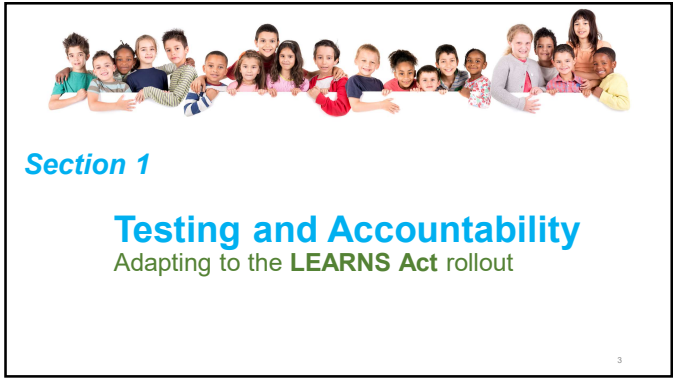


1



2



3

High Stakes Accountability

Short-term and Long-term Testing Plan

- Transitioning from this Year to Next
- Systemic vs. Tactical
- End of Year & Summer Planning

4

Preparation for 2024 Testing Cycle

The Testing Period

Time Frame

Three weeks preceding the test, through the test window, and one week after the test

Goals

1. Create optimum test environment
2. Seek appropriate placement for each student
3. Create a student-friendly testing schedule

Priorities

1. Optimum testing environment
2. Cumulative and capstone reviews that link learnings to different types of questions
3. Leadership and teacher recognition of student successes as learners and performers
4. Practice and fine tune testing schedules, procedures, rituals, and routines

5

5

Section 2

Setting the Stage for Testing

Addressing the 4 Testing Environments

6

6

Testing Environments

Environment and Responsibilities

- **Environments**
 - Academic Environment
 - Emotional Environment
 - Social Environment
 - Physical Environment
- **Responsibilities**
 - Leadership
 - Teachers
 - Students

7

Testing Environments

Academic Environment Test Preparation

- **Leadership** - Enable and support effective Learning/assessment environments
- **Teachers** - Build a performer-friendly classroom
- **Students** - Commit to a best-effort work ethic

8

Testing Environments

Emotional Environment Test Preparation

- **Leadership** - Build And support a positive performance culture
- **Teachers** - Create a "we are in this together" atmosphere- A teacher/learner team
- **Students** - Be a part of the solution!

9

Testing Environments

Social Environment
Test Preparation

- **Leadership** - Formulate and market "test prep" and "testing" etiquette
- **Teachers** - Integrate new etiquette and build collaborative culture
- **Students** - Practice being the solution




10


Testing Environments

Physical Environment
Test Preparation

- **Leadership** - Enable and support effective performing environments
- **Teachers** - Build performer-friendly classrooms And appropriate Materials and technology collections
- **Students** - Self assess and contribute Suggestions for physical environment



11



Section 3

Testing Period

The 4 phases of the High Stakes Testing

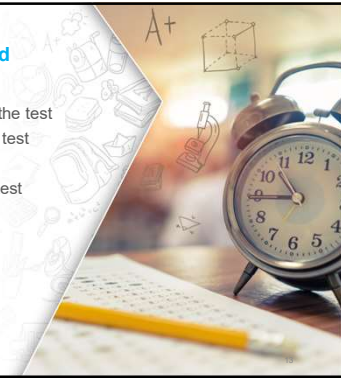
12

12

Testing Period

4 Phases of the Testing Period

Preparation – Four weeks before the test
Activating – One week before the test
Enabling – The test administration
Refocusing – The week after the test




13

Testing Period

Phase I – Preparation

Four weeks before the test

- Master test awareness/Format mastery
- Practice test Schedules, environment, and participation
- Build a positive assessment culture
- Engage students as part of the solution and not the problem




14

Testing Period

Phase II – Preparation

One week before the test

- Dress rehearsal for etiquette, assessment rituals and routines, schedules and testing culture
- Final long term memory activation
- Optimum behavior observation with immediate corrective feedback
- Final planning for student and teacher distribution for test administration



15

Testing Period

Phase III – Enabling Testing week(s)

- Monitor environments
- Perfect attendance
- Best effort
- Affirmation for effort and successes made so far
- Adult/mentor contact and encouragement




16

16

Testing Period

Phase IV – Refocusing The week after the test

- Effort/Success recognition with multiple examples
- Congratulations on achievements of staff and students
- Transition to EOY



17

17

ED DIRECTIONS IN ACTION

FIND US ONLINE AT [HTTP://WWW.EDDIRECTIONS.COM](http://www.eddirections.com)







Download today's presentation and toolkit files on our website at <https://www.eddirections.com/swaec/> or scan the QR code with your phone or device.

18

18
